

2019



Round 6 : Phillip Island GP Circuit : October 4 - 6

YMI AUSTRALIAN SUPERSPORT 300 CHAMPIONSHIP

Race 1

Date: 05/10/19
 Event: R02
 Weather: Mostly Cloudy - Temp: 15.6C
 Track: Dry - Temp: 30.8C

Started at: 14:40:16
 Laps: 7
 Starters: 28
 Printed at: 15:04

PROVISIONAL CLASSIFICATION

Pos	No	Name	Machine	Laps	Race Time	Behind Leader	Behind Prev	Fastest Lap	On Lap	Top Speed
1	81	Senna AGIUS (NSW) / Schubert / Held / Bikebiz / JMT Civil	Kawasaki EX 400	7	12:57.429			1:49.060	7	189
2	333	Yannis SHAW (NSW) / WRP Bridgestone	Kawasaki EX 400	7	12:57.472	.043	.043	1:48.760	7	204
3	57	Seth CRUMP (QLD) / Rock Oil / KTM	KTM RC 390	7	12:57.773	.344	.301	1:49.349	7	192
4	151	Locky TAYLOR (QLD) / Yamaha Aust. / YRD / Shark Leathers / X-lite Helmets / RideDynamics	Yamaha R3 321	7	12:57.791	.362	.018	1:48.984	7	200
5	20	Hunter FORD (NSW) / Yamaha / YRD / Held Australia / Schubert Australia / SpeedAngle Laptimer	Yamaha R3 321	7	12:57.837	.408	.046	1:49.016	4	199
6	27	Max STAUFFER (NSW) / Yamaha / YRD / Racers Edge / Watson Site Services / QEA Pty Ltd / KYT	Yamaha R3 321	7	12:57.883	.454	.046	1:49.024	7	194
7	25	Luke JHONSTON (NSW) / Proworx / The Bike Vault Castlemaine / Motul / Benweld / Davis Bikeworx	Kawasaki EX 400	7	12:58.151	.722	.268	1:49.602	4	197
8	11	Brandon DEMMERY (NSW) / Rustic Flooring / Surefire Security / Gorilla Energy 2 Thugs Customs	Yamaha R3 321	7	12:58.169	.740	.018	1:49.096	7	198
9	308	John LYTRAS (QLD) / Caboolture Yamaha / Jekyl + Hyde / Sport Savvy Aust. / South Sydney Comm.	Yamaha R3 321	7	12:58.236	.807	.067	1:47.600	7	196
10	97	Peter NERLICH (VIC) / TCN Racing	Kawasaki EX 400	7	12:58.294	.865	.058	1:49.266	7	199
11	72	Ben BAKER (NSW) / WNR / SCK U / Tech Motostars / Jekyl +Hyde / Two Wheel Obsession	Yamaha R3 321	7	12:58.408	.979	.114	1:49.249	7	197
12	60	Ben BURKE (NSW) / Kawasaki BCperformance / Landscapesupplies.com.au	Kawasaki EX 400	7	13:00.423	2.994	2.015	1:49.809	5	194
13	121	Reece OUGHTRED (VIC) / Dynoverks / Chandler / Carl Cox M-sport / TT M-cycles / DeMenna Cranes	Yamaha R3 321	7	13:03.336	5.907	2.913	1:49.619	5	198
14	95	Matthew RINDEL (VIC) / AMX / TopHat Barber / Retroooms / The Hydroblast Shop / Aeros Trikes Aust.	Yamaha R3 321	7	13:04.989	7.560	1.653	1:49.136	4	202
15	224	Harry PARKER (NZ)	Yamaha R3 321	7	13:05.782	8.353	.793	1:50.184	2	194

Chief Timekeeper - Scott Laing

Clerk of Course - Tom Williams



www.computime.com.au

COMPUTIME RACE TIMING SYSTEMS PTY LTD



2019



ASBK.COM.AU f t i y

Round 6 : Phillip Island GP Circuit : October 4 - 6**YMI AUSTRALIAN SUPERSPORT 300 CHAMPIONSHIP****Race 1**

Date: 05/10/19
 Event: R02
 Weather: Mostly Cloudy - Temp: 15.6C
 Track: Dry - Temp: 30.8C

Started at: 14:40:16
 Laps: 7
 Starters: 28
 Printed at: 15:04

PROVISIONAL CLASSIFICATION

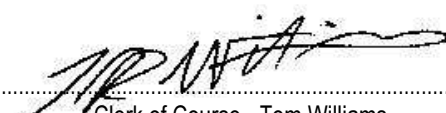
Pos	No	Name	Machine	Laps	Race Time	Behind Leader	Behind Prev	Fastest Lap	On Lap	Top Speed
16	292	Ryan SMITH (NSW) / DK Heavy Plant Services / Elite Air & Electrical / Port Tune Performance	Yamaha R3 321	7	13:18.943	21.514	13.161	1:49.880	2	191
17	47	Zylas BUNTING (NSW) / Proworx / Blayney M-cycles / Penrite / Whites Racing Prod. / Well Sprung Susp.	Kawasaki EX 400	7	13:18.946	21.517	.003	1:51.802	2	192
18	30	Stephany KAPILAWI-JAMES (QLD) / Proworx / Big Knobs Crash Sliders / Stitch Smith / HJC / Sidi / Smt2 / Spidi	Kawasaki EX 400	7	13:26.059	28.630	7.113	1:53.336	7	197
19	99	Jacob HATCH (NSW) / Motocity / Atomised Dust Systems	Yamaha R3 321	7	13:26.321	28.892	.262	1:52.154	2	191
20	33	Grace POUTCH (VIC) / SC Project Oceania / Hitachi / SD-R Performance / RAF Civil / Ricondi	Kawasaki EX 400	7	13:40.263	42.834	13.942	1:55.070	4	191
21	110	Zak PETTENDY (NSW) / bike sales.com	Yamaha R3 321	7	13:49.125	51.696	8.862	1:56.888	5	183
22	19	Craig WHITE (NSW) / WRP Bridgestone	Kawasaki EX 400	7	13:49.360	51.931	.235	1:56.249	2	183
23	444	Ryan MOSCARDINI (QLD) / NQ Flooring / Fast Bike Tyres / Forma Boots / Suncity Yamaha / DM Welding	Yamaha R3 321	7	13:49.366	51.937	.006	1:56.868	5	184
24	29	Patrick LI (VIC) / MotoGo / Rstaiichi	Yamaha R3 321	7	13:49.799	52.370	.433	1:56.566	6	185
25	337	Greg FARRELL (NSW) / Kawasaki BCperformance / Landscapesupplies.com.au	Kawasaki EX 400	7	14:11.998	1:14.569	22.199	2:00.031	5	180
26	38	David WILSON (VIC)	Kawasaki EX 400	7	14:28.254	1:30.825	16.256	2:02.176	2	178
DNF	355	Laura BROWN (NSW) / WNR / Hazeldene Chickens / Motul / Link / Obvious Signs / NG Brake Disc	Yamaha R3 321	5	9:19.356	2 Laps		1:49.873	4	200
DNF	92	Noel MAHON (VIC) / Proworx / Blayney M-cycles / Penrite / Ricondi / Whites Racing Products	Kawasaki EX 400	1	2:08.179	6 Laps		2:08.179	1	160

Fastest Lap was 1:47.600 by John LYTRAS (QLD)

New race lap record for SS300 class - Previous: 1:48.481 by John LYTRAS (QLD) on a Yamaha R3 321 set on 24/02/19

The results are provisional until the end of the time limit for protests and appeals.


 Chief Timekeeper - Scott Laing


 Clerk of Course - Tom Williams


www.computime.com.au

COMPUTIME RACE TIMING SYSTEMS PTY LTD



2019



Round 6 : Phillip Island GP Circuit : October 4 - 6

YMI AUSTRALIAN SUPERSPORT 300 CHAMPIONSHIP

Race 1

Date: 05/10/19
 Event: R02
 Weather: Mostly Cloudy - Temp: 15.6C
 Track: Dry - Temp: 30.8C

Started at: 14:40:16
 Laps: 7
 Starters: 28
 Printed at: 15:04

PROVISIONAL LAP TIMES

No	Name	Lap 1	Lap 2	Lap 3	Lap 4	Lap 5	Lap 6	Lap 7
11	Brandon DEMMERY (NSW)	1:58.117	1:49.990	1:50.226	1:49.929	1:50.562	1:50.249	1:49.096
19	Craig WHITE (NSW)	2:06.041	1:56.249	1:57.709	1:56.838	1:57.057	1:57.526	1:57.940
20	Hunter FORD (NSW)	1:57.498	1:49.841	1:52.633	1:49.016	1:49.650	1:49.874	1:49.325
25	Luke JHONSTON (NSW)	1:57.392	1:50.033	1:50.872	1:49.602	1:50.664	1:49.858	1:49.730
27	Max STAUFFER (NSW)	1:56.674	1:50.702	1:50.668	1:49.974	1:50.434	1:50.407	1:49.024
29	Patrick LI (VIC)	2:04.785	1:57.480	1:57.302	1:57.602	1:57.924	1:56.566	1:58.140
30	Stephany KAPILAWI-JAMES (QLD)	2:01.210	1:54.737	1:54.469	1:53.939	1:54.734	1:53.634	1:53.336
33	Grace POUTCH (VIC)	2:03.008	1:55.351	1:55.745	1:55.070	1:55.867	1:56.491	1:58.731
38	David WILSON (VIC)	2:11.133	2:02.176	2:02.448	2:02.995	2:03.055	2:02.919	2:03.528
47	Zylas BUNTING (NSW)	2:00.472	1:51.802	1:52.490	1:52.913	1:53.007	1:53.350	1:54.912
57	Seth CRUMP (QLD)	1:56.863	1:50.403	1:50.924	1:49.840	1:50.335	1:50.059	1:49.349
60	Ben BURKE (NSW)	1:58.017	1:51.194	1:51.034	1:49.869	1:49.809	1:50.661	1:49.839
72	Ben BAKER (NSW)	1:58.032	1:50.257	1:50.816	1:49.988	1:50.217	1:49.849	1:49.249
81	Senna AGIUS (NSW)	1:56.871	1:50.579	1:50.493	1:49.979	1:50.458	1:49.989	1:49.060
92	Noel MAHON (VIC)	2:08.179						
95	Matthew RINDEL (VIC)	1:58.299	1:49.721	1:52.081	1:49.136	1:49.565	1:52.831	1:53.356
97	Peter NERLICH (VIC)	1:58.682	1:49.385	1:51.205	1:49.905	1:50.131	1:49.720	1:49.266
99	Jacob HATCH (NSW)	2:00.519	1:52.154	1:53.228	1:55.050	1:54.570	1:55.611	1:55.189
110	Zak PETTENDY (NSW)	2:04.241	1:57.546	1:57.711	1:57.229	1:56.888	1:57.802	1:57.708
121	Reece OUGHTRED (VIC)	1:58.794	1:50.580	1:50.948	1:50.111	1:49.619	1:51.528	1:51.756
151	Locky TAYLOR (QLD)	1:56.939	1:50.447	1:51.259	1:49.856	1:50.239	1:50.067	1:48.984
224	Harry PARKER (NZ)	1:59.182	1:50.184	1:50.748	1:50.703	1:50.874	1:51.913	1:52.178
292	Ryan SMITH (NSW)	1:59.525	1:49.880	1:51.578	1:53.008	1:54.843	1:55.124	1:54.985
308	John LYTRAS (QLD)	1:57.447	1:50.563	1:50.031	1:50.970	1:50.568	1:51.057	1:47.600
333	Yannis SHAW (NSW)	1:57.605	1:50.546	1:49.878	1:50.442	1:49.839	1:50.402	1:48.760
337	Greg FARRELL (NSW)	2:08.441	2:00.386	2:00.633	2:01.394	2:00.031	2:00.762	2:00.351
355	Laura BROWN (NSW)	1:58.073	1:50.235	1:50.839	1:49.873	1:50.336		
444	Ryan MOSCARDINI (QLD)	2:04.914	1:57.114	1:58.020	1:57.047	1:56.868	1:57.653	1:57.750

The results are provisional until the end of the time limit for protests and appeals.

Chief Timekeeper - Scott Laing

Clerk of Course - Tom Williams



www.computime.com.au

COMPUTIME RACE TIMING SYSTEMS PTY LTD



2019



ASBK.COM.AU f t i y

Round 6 : Phillip Island GP Circuit : October 4 - 6

YMI AUSTRALIAN SUPERSPORT 300 CHAMPIONSHIP

Race 1

Date: 05/10/19
 Event: R02
 Weather: Mostly Cloudy - Temp: 15.6C
 Track: Dry - Temp: 30.8C

Started at: 14:40:16
 Laps: 7
 Starters: 28
 Printed at: 15:04

PROVISIONAL SPLIT TIMES

Lap	Split 1	Split 2	Split 3	Split 4	Lap Time	Spd	Lap	Split 1	Split 2	Split 3	Split 4	Lap Time	Spd
11 Brandon DEMMERY (NSW) (8th)							29 Patrick LI (VIC) (24th)						
1	34.404	32.476	20.808	30.429	1:58.117	151	1	36.280	34.037	22.012	32.456	2:04.785	153
2	26.239	32.315	20.713	30.723	1:49.990	198	2	28.294	34.220	22.523	32.443	1:57.480	179
3	26.497	32.188	21.097	30.444	1:50.226	197	3	28.413	34.449	22.221	32.219	1:57.302	185
4	26.540	32.137	20.869	30.383	1:49.929	190	4	28.453	34.970	21.994	32.185	1:57.602	177
5	26.688	32.297	20.983	30.594	1:50.562	189	5	28.586	34.546	22.114	32.678	1:57.924	179
6	26.676	32.123	20.951	30.499	1:50.249	197	6	28.439	33.913	22.046	32.168	1:56.566	176
7	26.631	31.866	20.526	30.073	1:49.096	196	7	28.921	34.549	22.133	32.537	1:58.140	177
19 Craig WHITE (NSW) (22th)							30 Stephany KAPILAWI-JAMES (QLD) (18th)						
1	37.765	33.982	21.979	32.315	2:06.041	151	1	35.518	33.223	21.238	31.231	2:01.210	163
2	27.629	33.954	22.348	32.318	1:56.249	183	2	27.007	34.080	21.635	32.015	1:54.737	197
3	28.665	34.555	22.219	32.270	1:57.709	180	3	27.548	33.474	21.587	31.860	1:54.469	190
4	28.169	34.252	21.748	32.669	1:56.838	182	4	27.630	32.898	21.544	31.867	1:53.939	189
5	28.407	34.475	22.107	32.068	1:57.057	177	5	27.925	33.089	21.705	32.015	1:54.734	187
6	28.265	34.501	22.085	32.675	1:57.526	179	6	27.809	32.789	21.492	31.544	1:53.634	186
7	28.864	34.413	22.271	32.392	1:57.940	174	7	27.384	32.840	21.542	31.570	1:53.336	188
20 Hunter FORD (NSW) (5th)							33 Grace POUTCH (VIC) (20th)						
1	33.723	32.257	21.123	30.395	1:57.498	153	1	35.954	33.691	21.597	31.766	2:03.008	161
2	26.365	31.759	21.022	30.695	1:49.841	196	2	27.496	33.810	21.884	32.161	1:55.351	191
3	26.661	33.645	21.383	30.944	1:52.633	188	3	27.950	34.079	21.936	31.780	1:55.745	189
4	25.992	32.075	20.708	30.241	1:49.016	196	4	27.900	33.683	21.880	31.607	1:55.070	188
5	26.482	32.268	20.843	30.057	1:49.650	199	5	27.921	34.037	21.814	32.095	1:55.867	185
6	26.272	32.017	20.904	30.681	1:49.874	192	6	28.105	34.239	21.983	32.164	1:56.491	183
7	26.587	31.990	20.700	30.048	1:49.325	193	7	28.178	34.493	22.252	33.808	1:58.731	186
25 Luke JHONSTON (NSW) (7th)							38 David WILSON (VIC) (26th)						
1	33.940	32.375	20.658	30.419	1:57.392	151	1	38.348	35.026	23.023	34.736	2:11.133	147
2	26.160	31.884	21.046	30.943	1:50.033	197	2	29.078	35.587	23.162	34.349	2:02.176	178
3	27.096	33.048	20.517	30.211	1:50.872	181	3	29.518	35.632	23.344	33.954	2:02.448	175
4	26.207	31.899	21.092	30.404	1:49.602	195	4	29.472	35.507	23.422	34.594	2:02.995	173
5	27.576	31.695	21.039	30.354	1:50.664	181	5	29.502	35.748	23.266	34.539	2:03.055	171
6	26.310	31.994	20.856	30.698	1:49.858	196	6	29.546	35.618	23.396	34.359	2:02.919	170
7	27.070	31.833	20.760	30.067	1:49.730	187	7	29.452	36.288	23.591	34.197	2:03.528	170
27 Max STAUFFER (NSW) (6th)							47 Zylas BUNTING (NSW) (17th)						
1	32.884	32.180	21.031	30.579	1:56.674	150	1	35.017	33.439	21.142	30.874	2:00.472	155
2	27.470	31.953	20.779	30.500	1:50.702	180	2	26.592	32.291	21.003	31.916	1:51.802	192
3	27.239	31.901	20.926	30.602	1:50.668	188	3	27.219	32.659	21.442	31.170	1:52.490	186
4	26.994	31.868	20.848	30.264	1:49.974	188	4	27.216	32.904	21.417	31.376	1:52.913	188
5	26.765	31.754	21.331	30.584	1:50.434	185	5	27.483	32.743	21.454	31.327	1:53.007	185
6	26.826	32.682	20.744	30.155	1:50.407	188	6	27.385	32.982	21.534	31.449	1:53.350	184
7	26.402	31.613	20.627	30.382	1:49.024	194	7	27.419	33.258	21.913	32.322	1:54.912	184

Chief Timekeeper - Scott Laing

Clerk of Course - Tom Williams



www.computime.com.au

COMPUTIME RACE TIMING SYSTEMS PTY LTD



2019



ASBK.COM.AU f t i y

Round 6 : Phillip Island GP Circuit : October 4 - 6

YMI AUSTRALIAN SUPERSPORT 300 CHAMPIONSHIP

Race 1

Date: 05/10/19
 Event: R02
 Weather: Mostly Cloudy - Temp: 15.6C
 Track: Dry - Temp: 30.8C

Started at: 14:40:16
 Laps: 7
 Starters: 28
 Printed at: 15:04

PROVISIONAL SPLIT TIMES

Lap	Split 1	Split 2	Split 3	Split 4	Lap Time	Spd	Lap	Split 1	Split 2	Split 3	Split 4	Lap Time	Spd
57 Seth CRUMP (QLD) (3rd)							5	26.552	31.943	21.033	30.037	1:49.565	193
1	33.331	32.275	21.053	30.204	1:56.863	153	6	27.028	32.843	20.997	31.963	1:52.831	196
2	26.894	31.878	21.135	30.496	1:50.403	184	7	26.453	32.346	21.046	33.511	1:53.356	189
3	26.978	32.186	21.346	30.414	1:50.924	186	97 Peter NERLICH (VIC) (10th)						
4	26.635	31.986	20.859	30.360	1:49.840	188	1	34.861	32.738	20.951	30.132	1:58.682	156
5	26.671	32.302	20.872	30.490	1:50.335	185	2	26.199	31.996	21.018	30.172	1:49.385	197
6	26.858	32.136	20.719	30.346	1:50.059	188	3	27.036	32.106	21.434	30.629	1:51.205	197
7	26.496	31.803	20.938	30.112	1:49.349	192	4	26.433	32.108	21.356	30.008	1:49.905	197
60 Ben BURKE (NSW) (12th)							5	26.556	32.413	20.967	30.195	1:50.131	197
1	34.115	32.416	20.750	30.736	1:58.017	158	6	26.268	32.602	20.893	29.957	1:49.720	199
2	27.231	32.533	20.833	30.597	1:51.194	194	7	26.767	32.056	20.665	29.778	1:49.266	197
3	26.309	32.789	20.971	30.965	1:51.034	192	99 Jacob HATCH (NSW) (19th)						
4	26.353	32.146	20.762	30.608	1:49.869	194	1	35.119	32.918	21.127	31.355	2:00.519	155
5	26.276	32.318	20.711	30.504	1:49.809	193	2	26.962	32.350	21.278	31.564	1:52.154	191
6	26.526	32.518	20.825	30.792	1:50.661	193	3	27.276	32.749	21.556	31.647	1:53.228	188
7	26.148	32.078	20.766	30.847	1:49.839	193	4	27.873	33.351	21.814	32.012	1:55.050	182
72 Ben BAKER (NSW) (11th)							5	27.494	33.037	21.840	32.199	1:54.570	178
1	34.218	32.456	20.724	30.634	1:58.032	150	6	28.037	33.250	22.185	32.139	1:55.611	177
2	26.670	32.256	20.647	30.684	1:50.257	195	7	28.308	33.648	21.554	31.679	1:55.189	176
3	26.646	32.955	20.723	30.492	1:50.816	196	110 Zak PETTENDY (NSW) (21th)						
4	26.726	32.514	20.691	30.057	1:49.988	195	1	36.088	33.839	22.047	32.267	2:04.241	160
5	26.577	32.249	20.750	30.641	1:50.217	197	2	28.388	34.359	22.397	32.402	1:57.546	183
6	26.545	32.387	20.715	30.202	1:49.849	195	3	28.789	34.314	22.188	32.420	1:57.711	180
7	26.715	32.015	20.584	29.935	1:49.249	197	4	28.465	34.241	21.964	32.559	1:57.229	179
81 Senna AGIUS (NSW) (1st)							5	28.379	34.058	22.029	32.422	1:56.888	177
1	33.397	31.915	21.075	30.484	1:56.871	153	6	28.494	34.466	22.114	32.728	1:57.802	176
2	26.493	31.982	21.099	31.005	1:50.579	188	7	28.637	34.261	22.261	32.549	1:57.708	175
3	26.994	32.266	20.907	30.326	1:50.493	189	121 Reece OUGHTRED (VIC) (13th)						
4	26.679	31.946	20.814	30.540	1:49.979	187	1	34.682	32.766	20.924	30.422	1:58.794	157
5	27.145	31.781	21.209	30.323	1:50.458	182	2	26.579	32.554	20.861	30.586	1:50.580	198
6	26.747	32.044	21.101	30.097	1:49.989	187	3	26.688	32.295	21.347	30.618	1:50.948	190
7	26.648	31.454	20.941	30.017	1:49.060	189	4	26.437	32.062	20.932	30.680	1:50.111	191
92 Noel MAHON (VIC) (DNF)							5	26.237	32.213	20.851	30.318	1:49.619	192
1	36.610	34.998	22.881	33.690	2:08.179	160	6	26.602	32.158	20.775	31.993	1:51.528	196
95 Matthew RINDEL (VIC) (14th)							7	26.532	32.250	21.085	31.889	1:51.756	186
1	34.625	32.359	21.035	30.280	1:58.299	157	151 Locky TAYLOR (QLD) (4th)						
2	26.281	32.046	21.172	30.222	1:49.721	202	1	33.098	31.891	21.487	30.463	1:56.939	147
3	27.406	32.802	20.978	30.895	1:52.081	195	2	26.898	32.185	21.017	30.347	1:50.447	190
4	25.887	32.171	21.156	29.922	1:49.136	196	3	26.973	33.042	21.022	30.222	1:51.259	186

Chief Timekeeper - Scott Laing

Clerk of Course - Tom Williams



2019



Round 6 : Phillip Island GP Circuit : October 4 - 6

YMI AUSTRALIAN SUPERSPORT 300 CHAMPIONSHIP

Race 1

Date: 05/10/19
 Event: R02
 Weather: Mostly Cloudy - Temp: 15.6C
 Track: Dry - Temp: 30.8C

Started at: 14:40:16
 Laps: 7
 Starters: 28
 Printed at: 15:05

PROVISIONAL SPLIT TIMES

Lap	Split 1	Split 2	Split 3	Split 4	Lap Time	Spd	Lap	Split 1	Split 2	Split 3	Split 4	Lap Time	Spd
4	26.775	32.043	20.787	30.251	1:49.856	200	2	26.417	32.312	20.934	30.883	1:50.546	204
5	26.742	32.179	20.917	30.401	1:50.239	198	3	26.580	31.500	21.092	30.706	1:49.878	201
6	26.625	32.508	20.624	30.310	1:50.067	198	4	26.924	32.279	20.977	30.262	1:50.442	187
7	26.772	31.772	20.507	29.933	1:48.984	193	5	25.938	31.979	21.365	30.557	1:49.839	202
224 Harry PARKER (NZ) (15th)							6	27.148	32.082	20.884	30.288	1:50.402	184
1	34.876	32.910	20.945	30.451	1:59.182	156	7	25.873	31.658	20.903	30.326	1:48.760	196
2	26.491	32.381	20.953	30.359	1:50.184	194	337 Greg FARRELL (NSW) (25th)						
3	26.451	32.647	20.962	30.688	1:50.748	188	1	38.128	34.456	22.762	33.095	2:08.441	155
4	26.260	32.739	21.044	30.660	1:50.703	194	2	29.184	34.770	22.933	33.499	2:00.386	180
5	26.508	32.271	21.276	30.819	1:50.874	191	3	29.330	35.020	22.897	33.386	2:00.633	174
6	26.967	32.594	21.296	31.056	1:51.913	182	4	29.663	35.265	22.781	33.685	2:01.394	174
7	27.480	32.421	21.455	30.822	1:52.178	179	5	29.351	34.789	22.611	33.280	2:00.031	170
292 Ryan SMITH (NSW) (16th)							6	29.316	34.705	22.735	34.006	2:00.762	170
1	35.222	32.683	21.043	30.577	1:59.525	160	7	29.408	34.838	22.873	33.232	2:00.351	171
2	26.503	32.281	20.839	30.257	1:49.880	191	355 Laura BROWN (NSW) (DNF)						
3	26.701	32.476	21.393	31.008	1:51.578	188	1	34.496	32.622	20.743	30.212	1:58.073	152
4	26.668	32.888	21.591	31.861	1:53.008	188	2	26.879	32.154	20.877	30.325	1:50.235	191
5	27.687	33.307	21.943	31.906	1:54.843	176	3	26.888	32.865	21.030	30.056	1:50.839	200
6	27.952	33.378	22.043	31.751	1:55.124	173	4	26.388	32.067	20.852	30.566	1:49.873	198
7	28.631	33.121	21.538	31.695	1:54.985	172	5	26.995	32.334	20.708	30.299	1:50.336	193
308 John LYTRAS (QLD) (9th)							444 Ryan MOSCARDINI (QLD) (23th)						
1	33.587	32.124	21.102	30.634	1:57.447	149	1	37.000	33.711	22.123	32.080	2:04.914	153
2	26.997	32.060	20.861	30.645	1:50.563	190	2	28.000	34.283	22.385	32.446	1:57.114	184
3	26.870	32.005	20.971	30.185	1:50.031	192	3	28.833	34.519	22.250	32.418	1:58.020	183
4	27.259	32.571	20.744	30.396	1:50.970	185	4	28.515	34.186	21.961	32.385	1:57.047	181
5	27.138	32.057	21.054	30.319	1:50.568	195	5	28.333	33.856	22.219	32.460	1:56.868	184
6	26.649	32.712	20.905	30.791	1:51.057	196	6	28.371	34.579	22.111	32.592	1:57.653	178
7	26.180	31.364	20.408	29.648	1:47.600	191	7	28.530	34.423	22.192	32.605	1:57.750	175
333 Yannis SHAW (NSW) (2nd)													
1	33.466	32.417	20.983	30.739	1:57.605	152							

The results are provisional until the end of the time limit for protests and appeals.

Chief Timekeeper - Scott Laing

Clerk of Course - Tom Williams



2019



ASBK.COM.AU f t i y

Round 6 : Phillip Island GP Circuit : October 4 - 6

YMI AUSTRALIAN SUPERSPORT 300 CHAMPIONSHIP

Race 1

Date: 05/10/19
Event: R02
Weather: Mostly Cloudy - Temp: 15.6C
Track: Dry - Temp: 30.8C

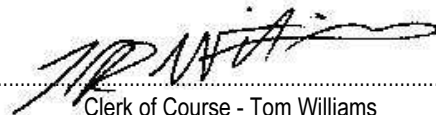
Started at: 14:40:16
Laps: 7
Starters: 28
Printed at: 15:05

PROVISIONAL FASTEST LAPS SEQUENCE

Lap	Race Pos	No	Name	Machine	Fastest Lap	On Lap
1	1	27	Max STAUFFER (NSW)	Yamaha R3 321	1:56.674	1
2	1	57	Seth CRUMP (QLD)	KTM RC 390	1:50.403	2
2	2	20	Hunter FORD (NSW)	Yamaha R3 321	1:49.841	2
2	8	95	Matthew RINDEL (VIC)	Yamaha R3 321	1:49.721	2
2	9	97	Peter NERLICH (VIC)	Kawasaki EX 400	1:49.385	2
4	8	20	Hunter FORD (NSW)	Yamaha R3 321	1:49.016	4
7	2	333	Yannis SHAW (NSW)	Kawasaki EX 400	1:48.760	7
7	9	308	John LYTRAS (QLD)	Yamaha R3 321	1:47.600	7

The results are provisional until the end of the time limit for protests and appeals.


Chief Timekeeper - Scott Laing


Clerk of Course - Tom Williams



www.computime.com.au
COMPUTIME RACE TIMING SYSTEMS PTY LTD



2019



ASBK.COM.AU f t i y

Round 6 : Phillip Island GP Circuit : October 4 - 6

YMI AUSTRALIAN SUPERSPORT 300 CHAMPIONSHIP

Race 1

Date: 05/10/19
Event: R02
Weather: Mostly Cloudy - Temp: 15.6C
Track: Dry - Temp: 30.8C

Started at: 14:40:16
Laps: 7
Starters: 28
Printed at: 15:05

PROVISIONAL LAP SHEET

Table with columns: No, Lap Time, Gap. Rows are organized by lap (Lap 1 to Lap 7) and rider number.

The results are provisional until the end of the time limit for protests and appeals.

Chief Timekeeper - Scott Laing

Clerk of Course - Tom Williams



www.computime.com.au
COMPUTIME RACE TIMING SYSTEMS PTY LTD

2019



ASBK.COM.AU f t i y

Round 6 : Phillip Island GP Circuit : October 4 - 6

YMI AUSTRALIAN SUPERSPORT 300 CHAMPIONSHIP

Race 1

Date: 05/10/19
Event: R02
Weather: Mostly Cloudy - Temp: 15.6C
Track: Dry - Temp: 30.8C

Started at: 14:40:16
Laps: 7
Starters: 28
Printed at: 15:05

PROVISIONAL LAP CHART

Grid	1	2	3	4	5	6	7
151	27	57	81	25	333	81	81
27	57	20	333	81	57	25	333
333	81	27	308	27	81	57	57
308	151	151	27	57	27	20	151
81	25	25	57	11	25	333	20
57	308	81	25	333	20	151	27
20	20	308	11	151	151	27	25
355	333	95	151	20	95	97	11
25	60	97	72	308	11	11	308
72	72	11	355	355	97	72	97
11	355	333	97	72	72	60	72
121	11	72	20	97	355	308	60
60	95	355	95	95	308	121	121
97	97	60	224	60	60	95	95
47	121	224	60	121	121	224	224
95	224	121	121	224	224	292	292
224	292	292	292	292	292	47	47
99	47	47	47	47	47	99	30
110	99	99	99	99	99	30	99
33	30	30	30	30	30	33	33
30	33	33	33	33	33	110	110
292	110	110	110	110	110	19	19
31	29	444	29	19	19	444	444
92	444	29	19	444	444	29	29
444	19	19	444	29	29	337	337
17	92	337	337	337	337	38	38
19	337	38	38	38	38		
29	38						
337							
38							

The results are provisional until the end of the time limit for protests and appeals.


Chief Timekeeper - Scott Laing


Clerk of Course - Tom Williams



www.computime.com.au
COMPUTIME RACE TIMING SYSTEMS PTY LTD



2019



ASBK.COM.AU f t i y

Round 6 : Phillip Island GP Circuit : October 4 - 6

YMI AUSTRALIAN SUPERSPORT 300 CHAMPIONSHIP

Race 1

Date: 05/10/19
 Event: R02
 Weather: Mostly Cloudy - Temp: 15.6C
 Track: Dry - Temp: 30.8C

Started at: 14:40:16
 Laps: 7
 Starters: 28
 Printed at: 15:05

PROVISIONAL BEST PARTIAL TIMES

Pos	Split 1		Split 2		Split 3		Split 4		LAP		Ideal	Fastest
	Name	Time	Name	Time	Name	Time	Name	Time	Name	Time		
1	Y. SHAW	25.873	J. LYTRAS	31.364	J. LYTRAS	20.408	J. LYTRAS	29.648	J. LYTRAS	1:47.600	1:47.600	
2	M. RINDEL	25.887	S. AGIUS	31.454	L. TAYLOR	20.507	P. NERLICH	29.778	L. JHONSTON	1:48.439	1:49.602	
3	H. FORD	25.992	Y. SHAW	31.500	L. JHONSTON	20.517	M. RINDEL	29.922	H. FORD	1:48.499	1:49.016	
4	B. BURKE	26.148	M. STAUFFER	31.613	B. DEMMERY	20.526	L. TAYLOR	29.933	Y. SHAW	1:48.519	1:48.760	
5	L. JHONSTON	26.160	L. JHONSTON	31.695	B. BAKER	20.584	B. BAKER	29.935	P. NERLICH	1:48.638	1:49.266	
6	J. LYTRAS	26.180	H. FORD	31.759	M. STAUFFER	20.627	S. AGIUS	30.017	B. DEMMERY	1:48.704	1:49.096	
7	P. NERLICH	26.199	L. TAYLOR	31.772	P. NERLICH	20.665	H. FORD	30.048	M. RINDEL	1:48.730	1:49.136	
8	R. OUGHTRE	26.237	S. CRUMP	31.803	H. FORD	20.700	L. BROWN	30.056	S. AGIUS	1:48.778	1:49.060	
9	B. DEMMERY	26.239	B. DEMMERY	31.866	L. BROWN	20.708	L. JHONSTON	30.067	M. STAUFFER	1:48.797	1:49.024	
10	H. PARKER	26.260	M. RINDEL	31.943	B. BURKE	20.711	B. DEMMERY	30.073	L. TAYLOR	1:48.837	1:48.984	
11	L. BROWN	26.388	P. NERLICH	31.996	S. CRUMP	20.719	S. CRUMP	30.112	B. BAKER	1:49.079	1:49.249	
12	M. STAUFFER	26.402	B. BAKER	32.015	R. OUGHTRE	20.775	M. STAUFFER	30.155	S. CRUMP	1:49.130	1:49.349	
13	S. AGIUS	26.493	R. OUGHTRE	32.062	S. AGIUS	20.814	R. SMITH	30.257	L. BROWN	1:49.219	1:49.873	
14	S. CRUMP	26.496	L. BROWN	32.067	R. SMITH	20.839	Y. SHAW	30.262	R. OUGHTRE	1:49.392	1:49.619	
15	R. SMITH	26.503	B. BURKE	32.078	Y. SHAW	20.884	R. OUGHTRE	30.318	B. BURKE	1:49.441	1:49.809	
16	B. BAKER	26.545	H. PARKER	32.271	H. PARKER	20.945	H. PARKER	30.359	H. PARKER	1:49.835	1:50.184	
17	Z. BUNTING	26.592	R. SMITH	32.281	M. RINDEL	20.978	B. BURKE	30.504	R. SMITH	1:49.880	1:49.880	
18	L. TAYLOR	26.625	Z. BUNTING	32.291	Z. BUNTING	21.003	Z. BUNTING	30.874	Z. BUNTING	1:50.760	1:51.802	
19	J. HATCH	26.962	J. HATCH	32.350	J. HATCH	21.127	S. KAPILAWI-J	31.231	J. HATCH	1:51.794	1:52.154	
20	S. KAPILAWI-J	27.007	S. KAPILAWI-J	32.789	S. KAPILAWI-J	21.238	J. HATCH	31.355	S. KAPILAWI-	1:52.265	1:53.336	
21	G. POUTCH	27.496	G. POUTCH	33.683	G. POUTCH	21.597	G. POUTCH	31.607	G. POUTCH	1:54.383	1:55.070	
22	C. WHITE	27.629	R. MOSCARDI	33.711	C. WHITE	21.748	C. WHITE	32.068	C. WHITE	1:55.399	1:56.249	
23	R. MOSCARDI	28.000	Z. PETTENDY	33.839	R. MOSCARDI	21.961	R. MOSCARDI	32.080	R. MOSCARDI	1:55.752	1:56.868	
24	P. LI	28.294	P. LI	33.913	Z. PETTENDY	21.964	P. LI	32.168	P. LI	1:56.369	1:56.566	
25	Z. PETTENDY	28.379	C. WHITE	33.954	P. LI	21.994	Z. PETTENDY	32.267	Z. PETTENDY	1:56.449	1:56.888	
26	D. WILSON	29.078	G. FARRELL	34.456	G. FARRELL	22.611	G. FARRELL	33.095	G. FARRELL	1:59.346	2:00.031	
27	G. FARRELL	29.184	N. MAHON	34.998	N. MAHON	22.881	N. MAHON	33.690	D. WILSON	2:01.081	2:02.176	
28	N. MAHON	30.666	D. WILSON	35.026	D. WILSON	23.023	D. WILSON	33.954	N. MAHON	2:02.235	2:08.179	

The results are provisional until the end of the time limit for protests and appeals.

Chief Timekeeper - Scott Laing

Clerk of Course - Tom Williams



www.computime.com.au
COMPUTIME RACE TIMING SYSTEMS PTY LTD

2019



ASBK.COM.AU f t i y

Round 6 : Phillip Island GP Circuit : October 4 - 6

YMI AUSTRALIAN SUPERSPORT 300 CHAMPIONSHIP PROVISIONAL PROGRESSIVE SERIES POINTS

AUSTRALIAN SUPERSPORT 300 CHAMPIONSHIP

Pos	No	Name	Machine	Rnd 1 WSBK	Rnd 2 W/fld	Rnd 3 Bend	Rnd 4 MP	Rnd 5 Wint	Rnd 6 Pole	Rnd 6 Race 1	Total
1	27	Max STAUFFER		67	71	41	53	51		15	298
2	81	Senna AGIUS		53	42	33	76	40		25	269
3	20	Hunter FORD		31	17	45	53	62		16	224
4	57	Seth CRUMP		40	37	41	37	48		18	221
5	333	Yannis SHAW		37	27	36	27	66		20	213
6	308	John LYTRAS		56	43	35	36	27		12	209
7	43	Harry KHOURI		48	43	55	46				192
8	87	Zac LEVY		18	47	40	48	38			191
9	11	Brandon DEMMERY			35	49	42	48		13	187
10	151	Locky TAYLOR		26	50	26	21	35	1	17	176
11	72	Ben BAKER		27	55	46		14		10	152
12	97	Peter NERLICH		22	13	19	29	32		11	126
13	25	Luke JHONSTON		16	15		29	43		14	117
14	31	Travis HALL		25	39	21	23	8			116
15	68	Luke POWER		55				43			98
16	74	Jacob ROULSTONE			15	11	23	14			63
17	10	Callum O'BRIEN		30	15	17					62
18	47	Zylas BUNTING		7	22	11	4	7		4	55
19	58	Mitch KUHNE		20	17	8	9				54
20	45	Oily SIMPSON				51					51
21	42	Kyle O'CONNELL			8	27	14				49
22	864	Tristan ADAMSON			23		17	8			48
23	32	Dylan WHITESIDE		39							39
24	60	Ben BURKE						23		9	32
25	29	Harrison VOIGHT					32				32
26	292	Ryan SMITH					12	11		5	28
27	66	Mitchell SIMPSON				25					25
28	95	Matt RINDEL						16		7	23
29	355	Laura BROWN		20			1				21
30	121	Reece OUGHTRED					3	8		8	19
31	28	Tayla RELPH		1	8	5					14
32	224	Harry PARKER						4		6	10
33	56	Jesse WOODS		8							8
34	134	Tom NEWTON					7				7
35	23	Josh HALL				1	5				6
36	30	Stephany KAPILAWI-JAMES				2				3	5
37	99	Jacob HATCH				3				2	5
38	33	Grace POUTCH		2	2					1	5
39	15	Bronson PICKETT			4						4
40	110	Zak PETTENDY						3			3
41	12	John BLENKIN					2				2
42	22	Keegan PICKERING		1	1						2
43	36	Jordan SIMPSON				1					1

Scott Laing
Chief Timekeeper - Scott Laing

Tom Williams
Clerk of Course - Tom Williams



www.computime.com.au

COMPUTIME RACE TIMING SYSTEMS PTY LTD



2019



ASBK.COM.AU f t i y

Round 6 : Phillip Island GP Circuit : October 4 - 6

YMI AUSTRALIAN SUPERSPORT 300 CHAMPIONSHIP

Race 1


Date: 05/10/19
Event: R02
Weather: Mostly Cloudy - Temp: 15.6C
Track: Dry - Temp: 30.8C

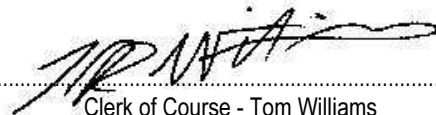
Started at: 14:40:16
Laps: 7
Starters: 28
Printed at: 15:05

PROVISIONAL RACE INFORMATION

Time	Description
14:33:52	SIGHTING LAP STARTED
14:34:39	PIT EXIT CLOSED
14:37:23	WARM UP LAP COMMENCED
14:40:16	Event Start
14:44:39	NO JUMP STARTS
14:52:43	Rider 355 (Laura BROWN) CRASHED TURN 10 - RIDER UP
14:53:15	Chequered Flag
14:55:17	NEW LAP RECORD - JOHN LYTRAS - 1:47.600
14:55:33	Event Finish

The results are provisional until the end of the time limit for protests and appeals.


Chief Timekeeper - Scott Laing


Clerk of Course - Tom Williams



www.computime.com.au
COMPUTIME RACE TIMING SYSTEMS PTY LTD

